




# LOSETA ANTIDESLIZANTE




## C50 / 50L LOSETA ANTIDESLIZANTE

| DIMENSIONES EXT.    | PESO       | COLOR | MAT.  | UD. PALET |
|---------------------|------------|-------|-------|-----------|
| L.500,A.500,h.50mm. | 1,730 kgs. | ○ ● ● | LLDPE | 160       |




## C100 / 50L LOSETA ANTIDESLIZANTE

| DIMENSIONES EXT.     | PESO       | COLOR | MAT.  | UD. PALET |
|----------------------|------------|-------|-------|-----------|
| L.1000,A.500,h.50mm. | 3,350 kgs. | ○ ● ● | LLDPE | 80        |



## C50 / 20L RAMPA LOSETA

| DIMENSIONES EXT.    | PESO       | COLOR | MATERIAL | UD. PALET |
|---------------------|------------|-------|----------|-----------|
| L.500,A.200,h.50mm. | 0,565 kgs. | ○ ● ● | LLDPE    | 280       |



CONTENEDORES  
APILABLES

CONT. APILABLES  
Y ENCAJABLES

BASES  
RODANTES

CONTENEDORES

CONTENEDORES  
GRAN CAPACIDAD

PALETS

ARTICULOS  
VARIOS

CONTENEDORES  
DE BASURA

VALLAS